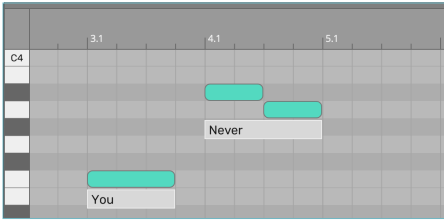
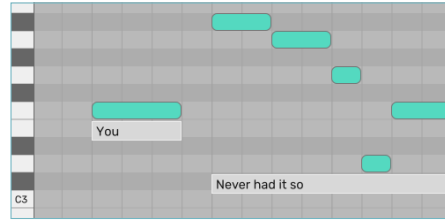


emvoice cheat sheet

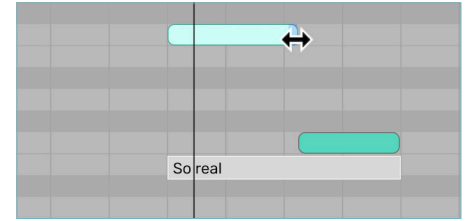
Draw Notes, Create Lyrics



Double click on the piano roll to create notes, or use the pencil tool. Type words in the box below a note to turn notes into sung words.



A group of joined-up notes will create a continuous phrase with a single text box. Each note sings a single syllable of that phrase.

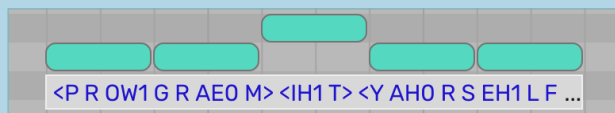


Drag on note edges to change note lengths. Changing note length where two notes of a phrase meet will affect both notes in a pair.

Changing Pronunciation

You can modify pronunciation by directly 'spelling' syllables using the below letter codes inside <> chevrons, < L AY1 K > < DH IH1 S >. Add 0 or 1 after vowels to denote stress (see the manual for more)

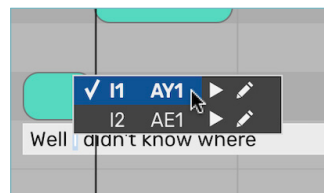
AE : that man	UW : cool dude	L : low
AH : the butter	W : what	M : me
AO : saw all four	Y : you	N : now
AA : got far	Q : uh_oh	NG : bang
AW : out now	B : be	P : pay
AY : high life	CH : chat	R : right
EH : then get	D : do	S : see
IY : she sees	F : free	SH : shut
EY : gain weight	V : very	ZH : pleasure
IH : dig in	G : go	T : too
OW : no goat	HH : he	TH : think
OY : boy joint	JH : joe	DH : the
UH : good pull	K : key	Z : zen



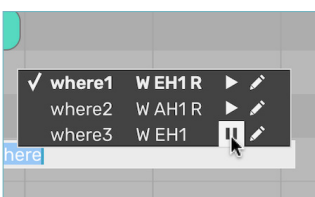
A Glottal Stop can mark an abrupt cut in speech, ("uh-oh"). To program a Glottal Stop as a word in Emvoice One, use an asterisk (*). To program one as a Phoneme, use Q.

Right-click a word to get instant pronunciation options

As singers often stylize their pronunciation depending on the context and the music, some words have alternative versions. "I" can be pronounced as "Ah-ee" or "Aah". Right-click a word to see its pronunciation options.



The different pronunciations are spelled out in Emvoice's phoneme codes. You can also audition each pronunciation. If you know which variation you want already, you can simply type, for example, "where1" or "where3".

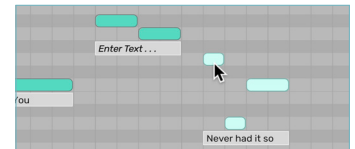


Separating and Joining Phrases

Isolate a note or a group of notes from a phrase by holding Alt (PC) or Option (Mac) before dragging them. Or, delete a note in the middle of a region to create a split [Right]



To join separate notes or phrases back into a single phrase, simply drag to reposition one phrase or note so that it's touching the other, and the two will turn into one.



Working On or Off the Grid

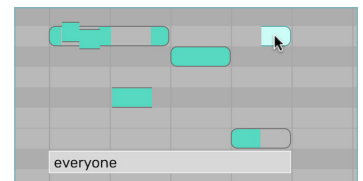
Prevent note pitches and note start and end points from snapping to the grid by holding Ctrl (PC) or Cmd (Mac) as you drag them. This also works when lengthening/shortening notes from their edges.



Hold Shift to return a note back onto an exact semitone or time value once again.

Program Scoops and Vibrato

One musical note corresponds to one syllable, but you can add in pitch changes within a single syllable as well. Where a note exists already, insert a new note at a different pitch to 'interrupt' the steady note. Using the pencil tool combined with Cmd/ Ctrl off-the-grid programming makes this quicker and easier.



Above, a single word is given vibrato then two pitch scoops over its three syllables.

Common Word Substitutions

I → I2	didn't → didn't2	to → to2
and → and2	her → her2	you → you2
can → can2	my → my2	with → with2
don't → don't2	of → of2	wanted → wanted2

Common Alternate Spellings

and > an'	just > jus'	want > wan'
her > er	my > ma	you > ya
going > goin'	to > ta	your > yer